



District Report Card: 2017


State: Punjab	District: Rupnagar
Class: 3	Subject: Language
Schools: 61	Students: 762


Participation/Coverage


Students

GENDER 	Boys		Girls	
	Number	%	Number	%
	356	46.72	406	53.28

AREA 	Rural		Urban	
	Number	%	Number	%
	590	77.43	172	22.57

CATEGORY 	SC		ST		OBC		GEN	
	Number	%	Number	%	Number	%	Number	%
	350	45.93	1	0.13	198	25.98	213	27.95

CWSN 	LD	VI	HI	S&LD	ID	Oth
	4	2	3	3	10	9

Management 	Government		Government-aided	
	Number	%	Number	%
	677	88.85	85	11.15

Average Performance of Students in Language (%)

Overall	Gender		Area		Management		Social Group			
	Male	Female	Rural	Urban	Govt.	Aided	SC	ST	OBC	GEN
43.38	44.53	42.36	44.37	39.96	43.59	41.65	43.41	40.00	45.76	41.13

Performance on Learning Outcomes (LOs)

Learning Outcomes	Description	Average Performance(%)
L304	Reads small texts with comprehension i.e., identifies main ideas, details, sequence and draws conclusions	45.30
L312	Reads printed scripts on the classroom walls: poems, posters, charts etc.	39.53

Range of Performance of Students who Answered Correctly							
Below 30%		30% - 50%		50% - 75%		Above 75%	
Number	%	Number	%	Number	%	Number	%
293	38.45	166	21.78	157	20.60	146	19.16

Lowest Performing Learning Outcomes (LOs)

1 - Reads printed scripts on the classroom walls: poems, posters, charts etc. (39.53)

2 - Reads small texts with comprehension i.e., identifies main ideas, details, sequence and draws conclusions (45.30)